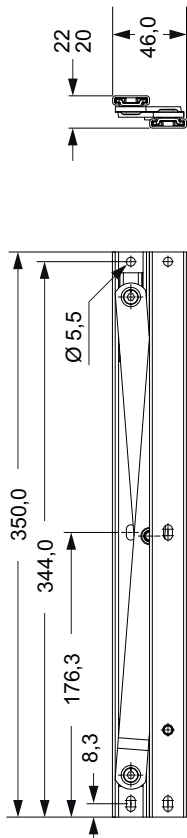
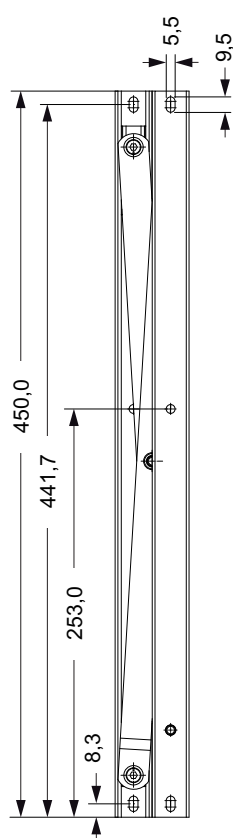




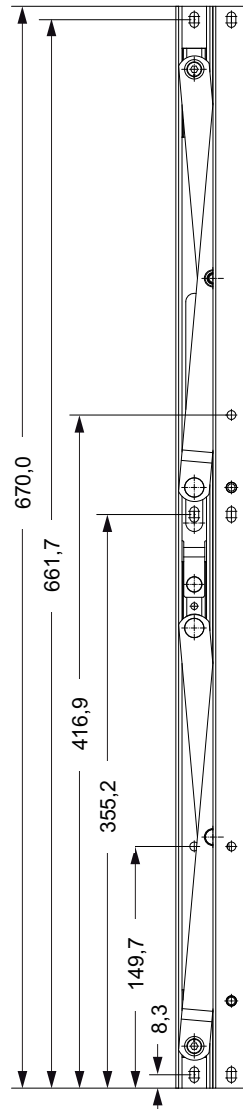
Description	Part Number
Parralel plus hinge 350	6-C8636-35-L/R-8
Parralel plus hinge 450	6-C8636-45-L/R-8
Parralel plus hinge 670	6-C8636-67-L/R-8
Parralel plus hinge 950	6-C8636-95-L/R-8



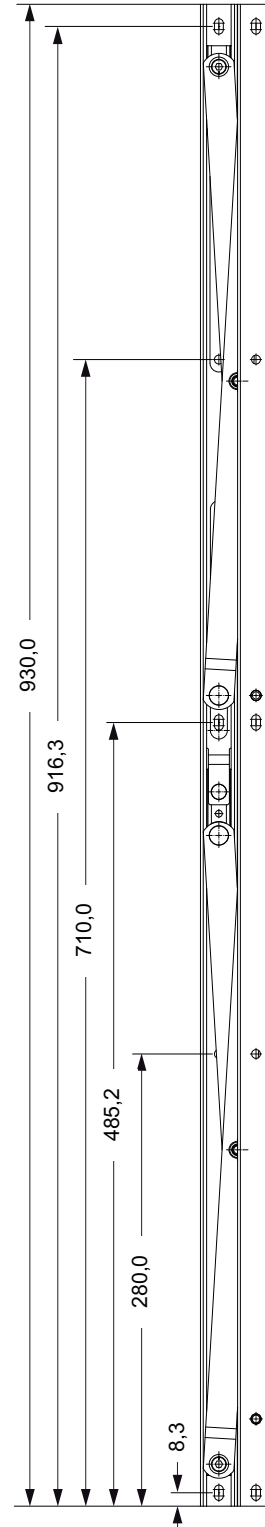
6-C8636-35-L/R-8



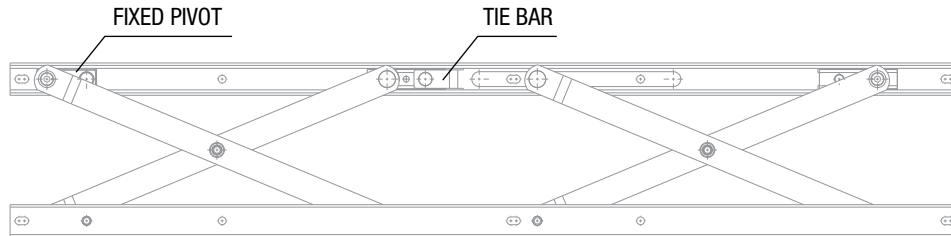
6-C8636-45-L/R-8



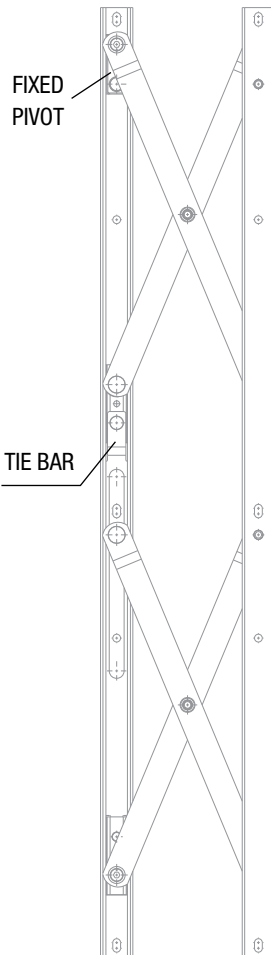
6-C8636-67-L/R-8



6-C8636-95-L/R-8



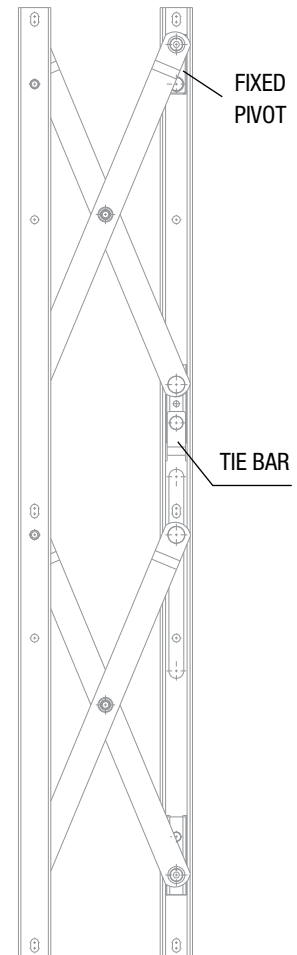
**CONTROL STAY
RIGHT HAND HINGE
6-C8636-XX-R-8**



**LEFT HAND HINGE
6-C8636-XX-L-8**

FITTING INSTRUCTIONS

- The side mounted hinges should be fitted with the fixed pivots to the top
- Securistyle recommends that the track incorporating the tie bar is fitted to the frame profile
- The control stays should be fitted to the top rail of the window if only one control stay is required or top and bottom if two are required
- If two chain drive motors are used they must be fitted centrally on the shortest sides of the vent opposite each other. If four chain drive motors are used they must be positioned close to each vent corner
- On manually operated vents use two operating handles mounted centrally on the vertical sides of the vent if the vent does not exceed 1500 mm wide
- Parallel hinges do not provide weather sealing; if the window is manually operated this should be provided by a separate perimeter lock. If the window is motor operated this can be provided by either the motors or a synchronised motor operated separate perimeter lock



**RIGHT HAND HINGE
6-C8636-XX-R-8**

