



# 02.2

## Push-out Hardware

Shoot Extensions with Cams .....	02.2.5
Shoot Extensions without Cams .....	02.2.6
Extensions with Cams .....	02.2.7
Extension .....	02.2.8
Gear Box .....	02.2.9
Keepers .....	02.2.10
Accessories.....	02.2.11
Defender Egress Friction Hinges .....	02.2.12

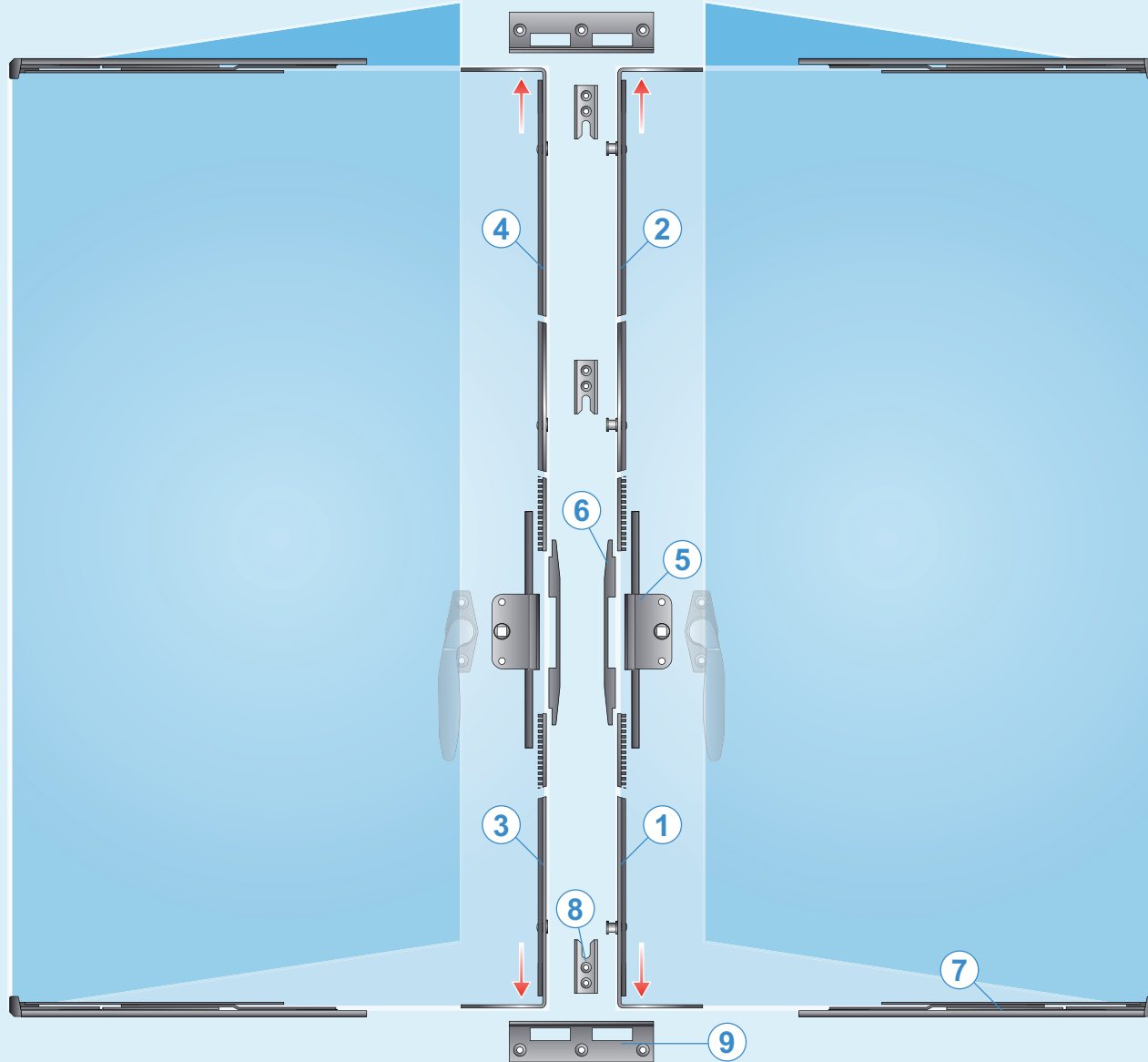


# Push-out Casement Window Hardware

French Push-out Casement Window



02  
2




INSIDE VIEW

### Push-out double panel system

Description	Quantity	Part Number
1 Shoot extension with cam (bottom)	1	6-C3000-XX-0-11
2 Shoot extension with cams (top)	1	6-C3000-XX-0-11
3 Shoot extension without cam (bottom)	1	6-C2730-XX-0-9
4 Shoot extension without cam (top)	1	6-C2730-XX-0-9
5 Gear box	2	6-C0617-22-0-1
6 Cover for gear box	2	9-C0617-00-0-1
7 Defender egress friction hinges	2	6-C8632-XX-P-8
8 Standard keeper for locking cams	2-6	9-C0115-01-0-8B
9 Head & sill strike plate for shoot bolts	2	9-C0115-02-0-8B

# Push-out Casement Window Hardware

Single Push-out Casement Window



INSIDE VIEW

### Push-out single panel system without shoots

Description	Quantity	Part Number
1 Extension with cam (bottom)	1	6-C2735-XX-0-9
2 Extension with cams (top)	1	6-C2735-XX-0-9
5 Gear box	1	6-C0617-22-0-1
6 Cover for gear box	1	9-C0617-00-0-1
7 Defender egress friction hinges	1	6-C8632-XX-P-8
8 Standard keeper for locking cams	2-6	9-C0115-01-0-8B



6-C3000-XX-0-11



Adjustable locking cam



Shoot bolt

### Shoot Extensions with Cams

Description	Cams	Color	PU	Part Number
208mm extension	1	Grey	40	6-C3000-00-0-11
400mm extension	1	Grey	40	6-C3000-02-0-11
490mm extension	2	Grey	40	6-C3000-03-0-11
640mm extension	2	Grey	40	6-C3000-04-0-11
808mm extension	2	Grey	40	6-C3000-08-0-11
1008mm extension	2	Grey	40	6-C3000-10-0-11
1208mm extension	3	Grey	30	6-C3000-12-0-11
1408mm extension	3	Grey	30	6-C3000-14-0-11

\* = Color

PU = Packaging Unit

### Additional information

- Made of steel with enhanced corrosion protection coating
- Secure multiple locking points
- Adjustable mushroom locking cams (cam travel is 18mm)
- Shoot bolt projection 14mm (at top and bottom)
- Preset extensions for easy installation
- Extension size range overlap for the most popular window sizes
- Recommended Stainless Steel screws 9-C5362-32-0-8



6-C2730-XX-0-9



Shoot bolt

### Shoot Extensions

Description	Color	PU	Part Number
208mm extension	Grey	40	6-C2730-00-0-9
400mm extension	Grey	40	6-C2730-02-0-9
490mm extension	Grey	40	6-C2730-03-0-9
640mm extension	Grey	40	6-C2730-04-0-9
808mm extension	Grey	40	6-C2730-08-0-9
1008mm extension	Grey	40	6-C2730-10-0-9
1208mm extension	Grey	30	6-C2730-12-0-9
1408mm extension	Grey	30	6-C2730-14-0-9

\* = Color

PU = Packaging Unit

### Additional information

- Made of steel with enhanced corrosion protection coating
- Shoot bolt projection 14mm (at top and bottom)
- Preset extensions for easy installation
- Extension size range overlap for the most popular window sizes
- Recommended Stainless Steel screws 9-C5362-32-0-8



6-C2735-XX-0-9



Adjustable locking cam

### Extensions with Cams

Description	Cams	Color	PU	Part Number
199mm extension	1	Grey	40	6-C2735-00-0-9
391mm extension	1	Grey	40	6-C2735-02-0-9
481mm extension	2	Grey	40	6-C2735-03-0-9
631mm extension	2	Grey	40	6-C2735-04-0-9
799mm extension	2	Grey	40	6-C2735-08-0-9
999mm extension	2	Grey	40	6-C2735-10-0-9
1199mm extension	3	Grey	30	6-C2735-12-0-9
1399mm extension	3	Grey	30	6-C2735-14-0-9

\* = Color

PU = Packaging Unit

### Additional information

- Made of steel with enhanced corrosion protection coating
- Secure multiple locking points
- Adjustable mushroom locking cams (cam travel is 18mm)
- Preset extensions for easy installation
- Extension size range overlap for the most popular window sizes
- Recommended Stainless Steel screws 9-C5362-32-0-8



### Extensions

Description	Color	PU	Part Number
250mm extension	Grey	10	8-00625-00-0-9
500mm extension	Grey	10	G-16790-05-0-9


\* = Color

PU = Packaging Unit

### Additional information

- Made of steel with enhanced corrosion protection coating
- Used with shoot extensions
- Recommended Stainless Steel screws 9-C5362-32-0-8





### Gear Box

Description	Color	PU	Part Number
Gear box with 22mm backset	Zinc	25	6-C0617-22-0-1
	* = Color	PU = Packaging Unit	

### Additional information

- Made of "Zamak"
- 7mm spindle hole
- Use M5 screws
- Used with shoot extensions

02  
2



### Cover

Description	Color	PU	Part Number
Cover for gear box	Aluminum	100	9-C0617-00-0-1
	* = Color	PU = Packaging Unit	

### Additional information

- Made of "Zamak"
- Used to cover the gear box
- Recommended Stainless Steel screws 9-C5362-32-0-8



### Keepers

Description	Color	PU	Part Number
Keeper for locking cam	Stainless Steel	1	9-C0115-01-0-8B
Keeper for shoot bolt (for head and sill)	Stainless Steel	1	9-C0115-02-0-8B

\* = Color      PU = Packaging Unit

### Additional information

- Made of 304 Stainless Steel
- Used with series 6-C2730, 6-C2735 and 6-C3000
- Recommended Stainless Steel screws 9-C5362-32-0-8



9-29525-00-0-0



0-0736A-00-0-0

### 22mm Striker Cup

Description	Color	PU	Part Number
Solid brass striker cup for shoot bolts	Brass	10	9-29525-00-0-0
* = Color		PU = Packaging Unit	

### 19mm Striker Cup

Description	Color	PU	Part Number
Plastic striker cup for shoot bolts	Black	100	0-0736A-00-0-0
* = Color		PU = Packaging Unit	

02  
2



9-C4306-22-0-0




9-C4306-27-0-0

### 22mm and 27mm Striker Cups

Description	Color	PU	Part Number
Plastic striker cup 22mm for shoot bolts	Black	100	9-C4306-22-0-0
Plastic striker cup 27mm for shoot bolts	Black	100	9-C4306-27-0-0
* = Color		PU = Packaging Unit	



9-C5362-32-0-8



D1 SCREW

### Screw

Description	Dim. (mm)	Color	PU	Part Number
D1 screw	3,9 x 32	Stainless Steel	1000	9-C5362-32-0-8
* = Color		PU = Packaging Unit		

### Additional information

- Made of Stainless Steel
- Type D1 with self-drilling spiral point and high duplex thread with "Quadrex" socket
- Sharp tip for quick drive



6-C8632-12-P-8



6-C8632-16-P-8



Hinges in easy clean position

### Defender Egress 12" and 16" Friction Hinges

Description	Color	PU	Part Number
Defender hinge 12"	Stainless Steel	25	6-C8632-12-P-8
Defender hinge 16"	Stainless Steel	25	6-C8632-16-P-8

\* = Color      PU = Packaging Unit

### Additional information

- Allows casement windows to open to a full 90° for emergency exit
- Release mechanism allows cleaning access from the inside of the building
- Automatically resets to the fire escape mode when the window is closed
- All metal components made from high grade 304 Stainless Steel



Thermoplastic end cap



Release mechanism



Smooth operation slider

Description	Hinge Length in/mm	Max. Vent Weight kg	Min. Vent Height mm	Max. Vent Height mm	Min. Vent Width mm	Max. Vent Width mm	Cavity Dimensions mm	Opening Angle ± 2,5°
Casement Hinges								
DEFENDER12	12/310	22,0	-	-	300,0	600,0	13 - 14	80°
DEFENDER16	16/412	24,0	-	-	400,0	700,0	13 - 14	90°